

INCAMAIL

INFORMATION FOR RECIPIENTS OF INCAMAIL MESSAGES

IncaMail is an electronic service from Swiss Post for the secure, verifiable and encrypted sending of confidential data by e-mail.

Opening IncaMail messages for non-registered users

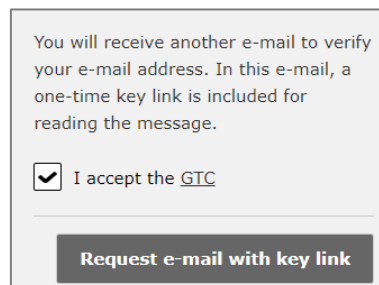
The message is in your inbox and has a subject line containing the comment "(Secured by IncaMail)".

John Doe [redacted] via IncaMail
Vertrag (Secured by IncaMail)
IncaMail John Doe

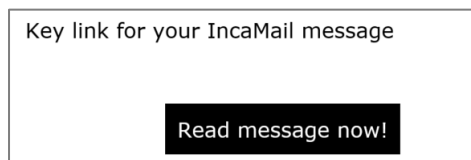
Step 1: Open the message and click on the button "Read".



Step 2: Confirm the IncaMail GTC and click on the button "Request e-mail with key link".



Step 3: You will soon receive an additional e-mail. Open the IncaMail message by clicking on the "Read message now" button contained in the e-mail.



Open a free IncaMail account

Step 1: Go to www.incaemail.com and select "Create account".

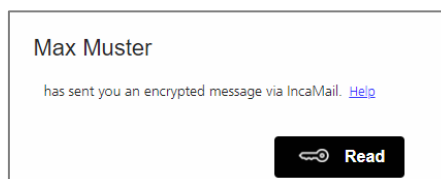
Step 2: Follow the instructions on the screen.

Opening IncaMail messages for registered users

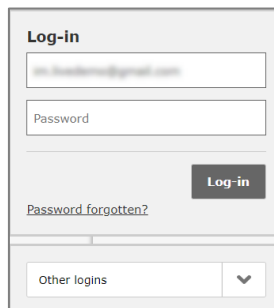
The message is in your inbox and has a subject line containing the comment "(Secured by IncaMail)".

John Doe [redacted] via IncaMail
Vertrag (Secured by IncaMail)
IncaMail John Doe

Step 1: Open the message and click on the button "Read".



Step 2: Log in to IncaMail using your user details. If you use an alternative login for IncaMail, please select the corresponding provider from the "Other logins" list.



If you cannot open your IncaMail message by following these instructions, please use the following instructions: <https://www.incaemail.com/how-to-use.xhtml>

Post CH Communication Ltd
IncaMail
Wankdorfallee 4
P.O. Box
3030 Berne

Tel. +41 848 000 414
E-mail: support@incaemail.ch
www.swisspost.ch/incaemail

SWISS POST